



NOTE

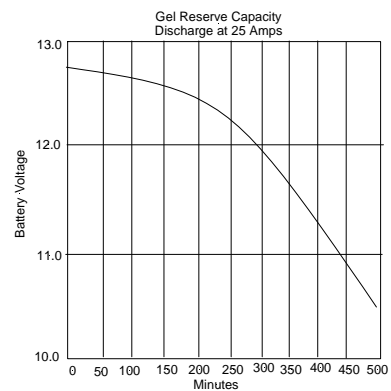
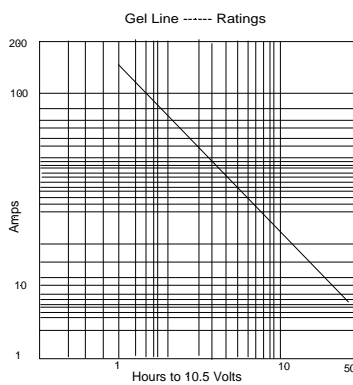
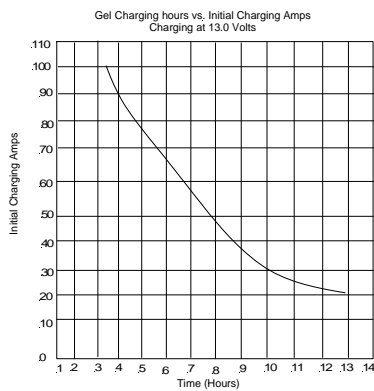


PHYSICAL SPECIFICATIONS

Type No.	Approx. Wt. Lbs. (Kgs)	Dimensions In (mm)		
		L	W	H
UB8D	161(73.0)	20 3/4(527)	11(279)	10(254)

ELECTRICAL SPECIFICATIONS

Volts	Terminal	CCA 0 F	CA 32F	Capacity 80F	Minutes Discharged at						Ampere Hour Capacity			
					75A	50A	25A	15A	8A	5A	20Hr Rate	6Hr Rate	3Hr Rate	1Hr Rate
12	Z	1265	1615	475	135	220	500	890	1750	3000	225.0	198.0	182.0	150.0



Terminals:

- A (Automotive Post)
- Z (Automotive Post with hole to accept thru bolt) in two heights: Short & Long.
- L1 ("L" Terminal with clearance hole to accept 1/4" thru bolt)
- L2 ("L" Terminal with clearance hole to accept 5/16 thru bolt)
- L3 ("L" Terminal with clearance hole to accept 3/8" thru bolt, terminal height 1.2")
- L4 ("L" Terminal with clearance hole to accept 3/8" thru bolt, terminal height 1.5")
- C (Marine Combo terminal: Automotive Post and stud 5/16")
- S (Stud 3/8")
- F (Marine Flag terminal to accept 3/8" thru bolt)