


- High Temperature and Low Light Performance
- 5-Year Limited Product Warranty
- Limited Power Output Warranty:  
92% at 10 years, 84% at 20 years, 80% at 25 years (of minimum power)
- Quick-Connect Terminals and Adhesive Backing
- Bypass Diodes for Shadow Tolerance



### Performance Characteristics

Rated Power ( $P_{max}$ ): 136 Wp  
Production  $P_{max}$  Tolerance:  $\pm 5\%$

### Construction Characteristics

Dimensions: Length: 5486 mm (216"), Width: 394 mm (15.5"), Depth: 4 mm (0.2"),  
16 mm (0.6") including potted terminal housing assembly  
Weight: 7.7 kg (17.0 lbs)  
Output Cables: 4 mm<sup>2</sup> (12 AWG) cable with weatherproof DC-rated quick-connect terminals  
560 mm (22") length  
Bypass Diodes: Connected across every solar cell  
Encapsulation: Durable ETFE high light-transmissive polymer  
Adhesive: Ethylene propylene copolymer adhesive sealant with microbial inhibitor  
Cell Type: 22 triple junction amorphous silicon solar cells 356 mm x 239 mm  
(14" x 9.4") connected in series

### Qualifications and Safety



UL 1703 Listed by Underwriters Laboratories for electrical and fire safety (Class A Max. Slope 2/12, Class B Max. Slope 3/12, Class C Unlimited Slope fire ratings) for use in systems up to 600 VDC.



IEC 61646 and IEC 61730 certified by TÜV Rheinland for use in systems up to 1000 VDC.

### Laminate Standard Configuration

Photovoltaic laminate with potted terminal housing assembly with output cables and quick-connect terminals on top.

### Application Criteria\*

- Installation temperature between 10 °C - 40 °C (50 °F - 100 °F)
- Maximum roof temperature: 85 °C (185 °F)
- Minimum slope: 3° (1/2:12)
- Maximum slope: 60° (21:12)
- Approved substrates include certain membrane and metal roofing products.  
See United Solar for details.

\*Detailed installation requirements are specified in United Solar's installation manuals.



Flexible



Lightweight



Durable



No-Glass



Shadow Tolerant



More kWh

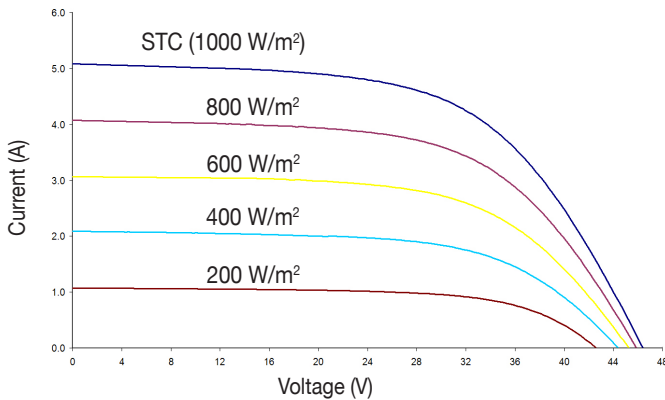


High Temp Performance



Low Light Performance

### IV Curves at various Levels of Irradiance at Air Mass 1.5 and 25 °C Cell Temperature



### Electrical Specifications

#### STC

(Standard Test Conditions)  
(1000 W/m<sup>2</sup>, AM 1.5, 25 °C Cell Temperature)

Maximum Power (P<sub>max</sub>): 136 W  
Voltage at Pmax (V<sub>mpp</sub>): 33.0 V  
Current at Pmax (I<sub>mpp</sub>): 4.13 A  
Short-circuit Current (I<sub>sc</sub>): 5.1 A  
Open-circuit Voltage (V<sub>oc</sub>): 46.2 V  
Maximum Series Fuse Rating: 10 A (UL), 8 A (IEC)

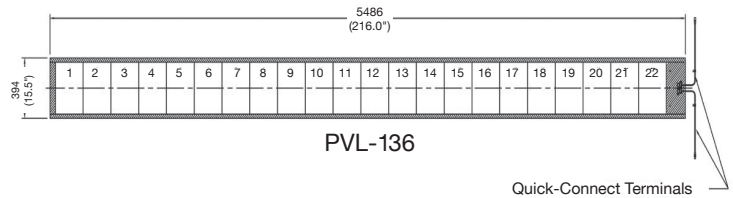
#### Temperature Coefficients

(at AM 1.5, 1000 W/m<sup>2</sup> irradiance)

Temperature Coefficient (TC) of I<sub>sc</sub>: 0.001/°K (0.10%/°C)  
Temperature Coefficient (TC) of V<sub>oc</sub>: -0.0038/°K (-0.38%/°C)  
Temperature Coefficient (TC) of P<sub>max</sub>: -0.0021/°K (-0.21%/°C)  
Temperature Coefficient (TC) of I<sub>mpp</sub>: 0.001/°K (0.10%/°C)  
Temperature Coefficient (TC) of V<sub>mpp</sub>: -0.0031/°K (-0.31%/°C)  
 $y = y_{reference} \cdot [1 + TC \cdot (T - T_{reference})]$

#### Notes:

- During the first 8-10 weeks of operation, electrical output exceeds specified ratings. Power output may be higher by 15%, operating voltage may be higher by 11% and operating current may be higher by 4%.
- Production tolerance for P<sub>max</sub> at standard test conditions (STC) is +/-5% and for other electrical parameters is +/-10%. Electrical specifications are based on measurements performed at standard test conditions of 1000 W/m<sup>2</sup> irradiance, Air Mass 1.5, and cell temperature of 25 °C after stabilization.
- Actual performance may vary up to 10% from rated power due to low temperature operation, spectral and other related effects. Maximum system open-circuit voltage not to exceed 600 VDC per UL, 1000 VDC per IEC regulations.
- Specifications subject to change without notice.



All measurements in mm  
Inches in parentheses  
Tolerances: Length: ± 5 mm (1/4"), Width: ± 3 mm (1/8")

#### Global Headquarters

United Solar Ovonic LLC  
3800 Lapeer Road  
Auburn Hills, MI 48326  
Tel: +1.248.293.0440  
Fax: +1.248.364.5678  
Toll Free (USA): +1.800.528.0617  
info@uni-solar.com

#### European Headquarters

United Solar Ovonic  
Europe SAS  
Tour Albert 1er  
65, avenue de Colmar  
92507 Rueil-Malmaison Cedex  
Tel: +33.1.74.70.46.24  
Fax: +33.1.41.39.00.22  
franceinfo@uni-solar.com

#### German Office

United Solar Ovonic  
Europe GmbH  
Robert-Koch-Strasse 50  
55129 Mainz  
Tel: +49.6131.240.40.400  
Fax: +49.6131.240.40.499  
europeinfo@uni-solar.com

#### Italian Office

United Solar Ovonic Italy Srl  
Via Monte Baldo, 14F  
37069 Villafranca (VR)  
Tel: +39.045.86.00.982  
Fax: +39.045.86.17.738  
italyinfo@uni-solar.com

#### Spanish Office

United Solar Ovonic  
Europe GmbH  
Sucursal Spain  
C/ Llull, 321-329  
08019 Barcelona  
Tel: +34.935.530.752  
Fax: +34.935.530.753  
spaininfo@uni-solar.com

#### www.uni-solar.com

A subsidiary of Energy  
Conversion Devices, Inc.  
(Nasdaq: ENER)

Your UNI-SOLAR® Distributor:



(800) 967-6917  
www.dcpower-systems.com



800.822.4041  
www.solardepot.com