

High-efficiency photovoltaic module using silicon nitride multicrystalline

Performance


Rated power (P_{max})	170W
Power tolerance	$\pm 9\%$
Nominal voltage	24V
Limited Warranty ₁	25 years

Configuration

SX 170B	Bronze frame with output cables and polarized Multicontact (MC) connectors
SX 160B	Bronze frame with output cables and polarized Multicontact (MC) connectors

Electrical Characteristics²

	SX 170B	SX 160B
Maximum power (P_{max}) ³	170W	160W
Voltage at Pmax (V_{mp})	35.4V	35.0V
Current at Pmax (I_{mp})	4.8A	4.6A
Warranted minimum P_{max}	155W	145W
Short-circuit current (I_{sc})	5.0A	4.8A
Open-circuit voltage (V_{oc})	43.6V	43.6V
Temperature coefficient of I_{sc}	(0.065 \pm 0.015)%/ °C	
Temperature coefficient of V_{oc}	-(160 \pm 20)mV/°C	
Temperature coefficient of power	-(0.5 \pm 0.05)%/ °C	
NOCT (Air 20°C; Sun 0.8kW/m ² ; wind 1m/s)	47 \pm 2°C	
Maximum series fuse rating	15A	
Maximum system voltage	600V (U.S. NEC & IEC 61215 rating)	



Mechanical Characteristics

Dimensions Length: 1593mm (62.8") Width: 790mm (31.1") Depth: 50mm (1.97")

Weight 15.0 kg (33.1 pounds)

Solar Cells 72 cells (125mm x 125mm) in a 6x12 matrix connected in series

Output Cables RHW AWG# 12 (4mm²) cable with polarized weatherproof DC rated Multicontact connectors; asymmetrical lengths - 1250mm (-) and 800mm (+)

Diodes **IntegraBus™** technology includes Schottky by-pass diodes integrated into the printed circuit board bus

Construction Front: High-transmission 3mm (1/8th inch) tempered glass; White back; Encapsulant: EVA

Frame Anodized aluminum alloy type 6063T6 Universal frame; Color: bronze

1. Warranty: Power output for 25 years. Freedom from defects in materials and workmanship for 5 years. See our website or your local representative for full terms of these warranties.
2. These data represent the performance of typical SX 170/160 products, and are based on measurements made in accordance with ASTM E1036 corrected to SRC (STC.)
3. During the stabilization process that occurs during the first few months of deployment, module power may decrease by up to 1% from typical P_{max} .

Quality and Safety

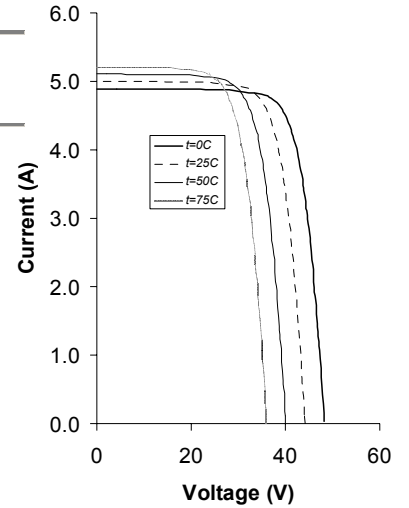
ESTI

Module power measurements calibrated to World Radiometric Reference through ESTI (European Solar Test Installation at Ispra, Italy); Certified to IEC 61215



Listed by Underwriter's Laboratories for electrical and fire safety (Class C fire rating)

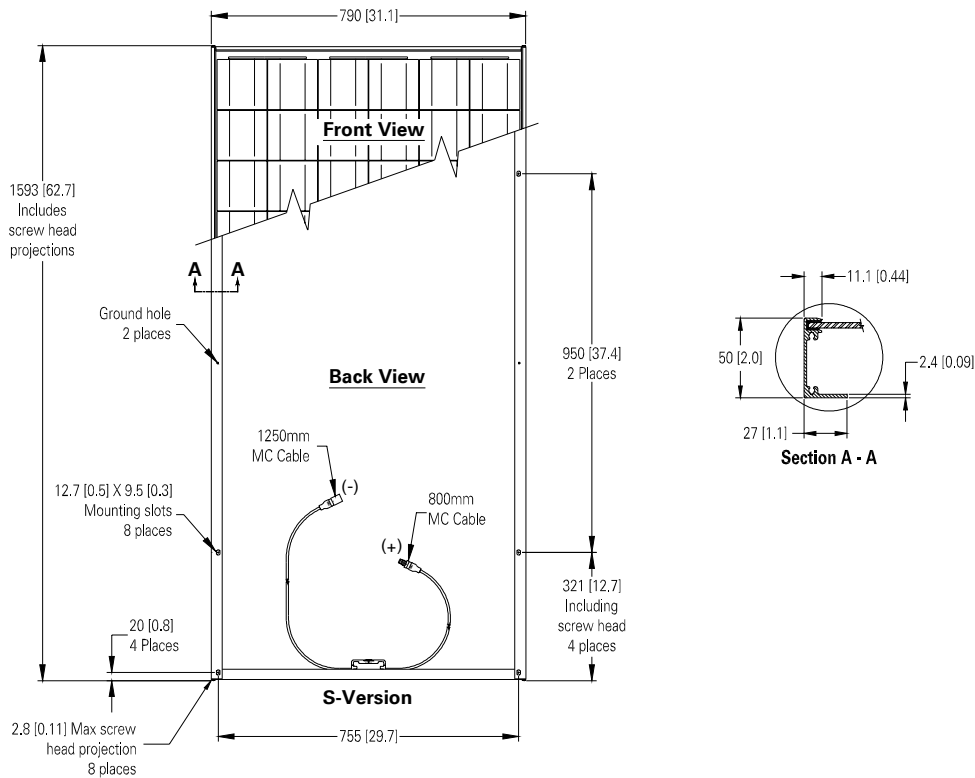
SX 170B I-V Curves



Qualification Test Parameters

Temperature cycling range	-40°C to +85°C (-40°F to 185°F)
Humidity freeze, damp heat	85% RH
Static load front and back (e.g. wind)	50psf (2400 pascals)
Front loading (e.g. snow)	113psf (5400 pascals)
Hailstone impact	25mm (1 inch) at 23 m/s (52mph)

Dimensions in brackets are in inches. Unbracketed dimensions are in millimeters. Overall tolerances $\pm 3\text{mm}$ (1/8")



Included with each module: self-tapping grounding screws, instruction sheet, and warranty document.

Note: This publication summarizes product warranty and specifications, which are subject to change without notice.

