

AS25, AS50 and AS75 PV Module Specifications

Nominal Power	25Wp	50Wp	75Wp
Power Tolerance	+/- 10%	+/- 10%	+/- 10%
Vmpp	16.5V	16.5V	16.7V
Imp	1.5A	3.0A	4.8A
Voc	21.2V	21.2V	21.5V
Isc	1.7A	3.4A	5.1A
NOCT (°C)	45.2	45.2	45.2
Bypass Diode	n/a	2 – 9A/45V	2 – 9A/45V
Dimensions (mm)	461 x 537 x 34	862 x 537 x 34	1206 x 537 x 34
Number of Cells	36	72	36
Cell Size	125mm x 40mm	125mm x 40mm	125mm x 125mm
Weight per Module	3.8 kg	6 kg	7.5 kg
Packaging	Modules individually boxed and loaded 25 per pallet		
Pallet Dims (LWH, mm)	500 x 600 x 1000	900 x 600 x 1000	1300 x 600 x 1000

All specified parameters are at STC 25°C, 100mW/cm² irradiation at AM 1.5

Module Features

- Multi crystalline Emitter Wrap Through (EWT) cells
- Standard IP 65 junction box with 6-terminal connector block sized for 8-14 AWG connections. Cable gland size is PG7.
- Clear anodized Aluminum frame
- Blocking diode not included in standard module

Module Test Qualification

- Temperature Cycling - -40°C to + 85°C, 200 cycles
- Damp Heat – 85% RH, 1000 hours
- UV/HF/TC
- Hailstone impact - 25mm at 23 m/sec
- Static Load – 2400 Pa

Module Warranty

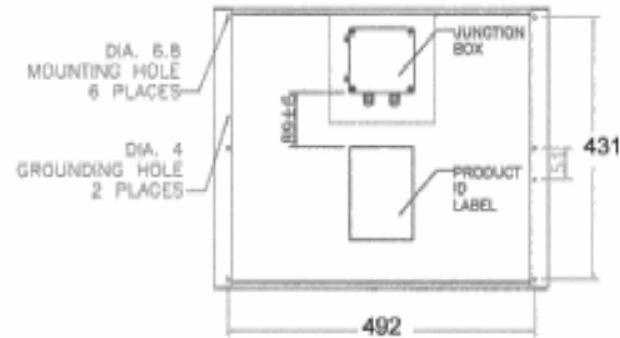
- 12 month materials and workmanship warranty
- 10 year / 90% power output warranty
- See “FINAL END-USER CUSTOMER LIMITED WARRANTY” for details (available upon request)



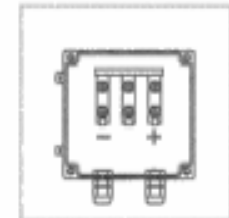
FRONT VIEW



SIDE VIEW



BACK VIEW



DETAIL A
JUNCTION BOX
WITHOUT COVER




SIDE VIEW

NOTES:

- 1 - LAMINATE TEMPERED GLASS / EVA / CELL / GRABGLASS EVA / WHITE TESLAR
- 2 - CELLS: 30 PPS CRYSTALLINE CELLS IN SERIES
- 3 - TERMINATION: JUNCTION BOX
- 4 - FRAME: CLEAR ANODIZED ALUMINUM FRAME

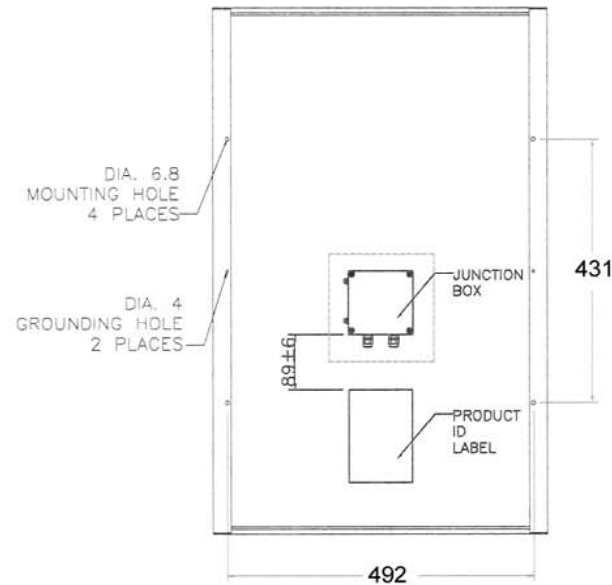
AS25				NP # 00025
APPROVED	DRAWN	MEASUREMENT TOLERANCE	ISSUED: 05 FEB., 2007	REF: 25 Wp Module
		± 3	REV: 1	DWG NO: D07004
			SCALE: 1:1	
DO NOT SCALE DRAWING			UNLESS OTHER SPECIFIED DIMENSIONS ARE IN MM	



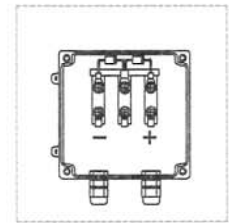
FRONT VIEW




SIDE VIEW



BACK VIEW



DETAIL A
JUNCTION BOX
WITHOUT COVER



34


SIDE VIEW

NOTES:

- 1 - LAMINATE: TEMPERED GLASS / EVA / CELL / CRANEGLOSS EVA / WHITE TEDLAR
- 2 - CELLS: 36 PCS CRYSTALLINE CELLS IN SERIES, TWO STRINGS IN PARALLEL
- 3 - TERMINATION: JUNCTION BOX
- 4 - FRAME: CLEAR ANODIZED ALUMINIUM FRAME

1

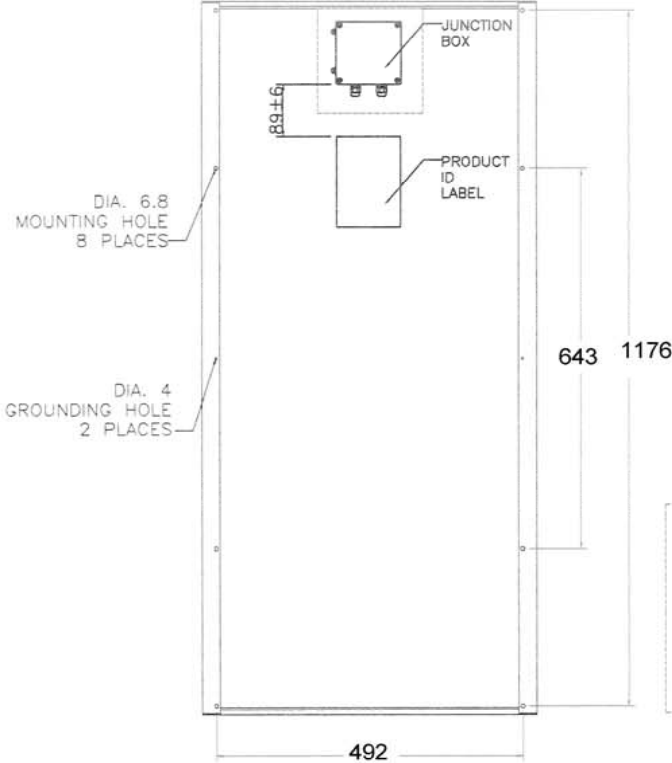
AS50			NP #: 00050
APPROVED	DRAWN	MEASUREMENT TOLERANCE	ISSUED: 08 FEB., 2007
		± 3	REF: 50 Wp Module
			REV: 1
			SCALE: 1:1
			DWG NO.: D07003
			DO NOT SCALE DRAWING UNLESS OTHER SPECIFIED DIMENSIONS ARE IN MM



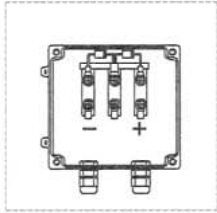
FRONT VIEW




SIDE VIEW



BACK VIEW



DETAIL A
JUNCTION BOX
WITHOUT COVER



SIDE VIEW

- NOTES:
- 1 - LAMINATE: TEMPERED GLASS / EVA / CELL / CRANEGLASS EVA / WHITE TEDLAR
 - 2 - CELLS: 36 PCS CRYSTALLINE CELLS IN SERIES
 - 3 - TERMINATION: JUNCTION BOX
 - 4 - FRAME: CLEAR ANODIZED ALUMINIUM FRAME

AS75			NP #: 00075
APPROVED	DRAWN	MEASUREMENT TOLERANCE	ISSUED: 06 FEB., 2007
		± 3	REF: 75 Wp Module
			REV: 1
			SCALE: 1:1
			DWG NO.: D07002
			DO NOT SCALE DRAWING UNLESS OTHER SPECIFIED DIMENSIONS ARE IN MM